

# Split Kids

design by Francesco Meda

COLOS



SPLIT KIDS is a variation on the Split 1 chair, designed for little legs. The steel legs make it stable, while the original design, which comes in various colour options, makes it perfect for use in kids' spaces.

The chair is easy to stack, up to 6 high, making it suitable for play centres, kindergartens and classrooms.

This seating collection, designed by Francesco Meda, includes several versions, differing in size and the material used for the frame, which comes in a choice of plastic, wood or metal.



## Francesco Meda

Francesco Meda, born in Milan in 1984 and a graduate in Industrial Design from the IED in 2006, began his career in London, working at the studios of Sebastian Bergne and Ross Lovegrove. Since 2008, the year of his return to Milan, he has collaborated with some of the best-known names in Italian and international design, like Vitra, Kartell and Alessi. In 2016, collaborating with his father Alberto Meda, he took home the coveted Compasso d'Oro award for his sound-absorbing panel "Flap", which he designed for Caimi Brevetti.

In parallel, Francesco Meda is also involved with personal art projects, which include 3D printing various objects: his "Bridge" lamps and a line of jewellery called "Layers" have now earned a place in Milan's Triennale Design Museum.

[www.francescomeda.com](http://www.francescomeda.com)

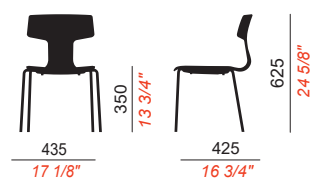
## Compositions

Chair with polypropylene and fibreglass shell on 4-leg base made of 14mm diameter tubular steel, the latter available galvanised and painted with polyester powder or chromed. Stackable up to 6 units on the floor and 8 on a trolley.

## Certifications



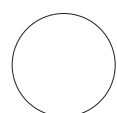
## Dimensions



## Packaging

- Quantity for package: 4
- Box sizes: **42x53x75cm**
- Package volume: **0,17 m<sup>3</sup>**
- Package weight: **4 Kg**

## Polypropylene shell colours



White  
NCS 0500 - N



Sand  
NCS 3010 - Y



Red  
NCS 1085 - Y90R



Aubergine  
NCS 5540 - Y90R



Dark Green  
NCS 8010 - G10Y




Warm Grey  
NCS 6005 - Y20R



Black  
NCS 9000 - N

## Metal frame colours



White



Red



Aubergine



Dark Green



Warm Grey



Black



Chrome



## Use and maintenance

**STEEL** — Iron and carbon alloy with carbon percentage lower than 2% treated to resist atmospheric agents.

**MAINTENANCE** — To keep the product in good condition for a long time, we recommend storing it during the winter in closed and dry places in order to avoid condensation. Before the winter season and on a quarterly basis, if the products are stored near the sea, it is recommended to clean the metal surfaces with a soft cloth using water or detergents and protect them with vaseline oil or car wax.

**ALUMINUM** — Aluminum alloys, particularly suitable for cold working and for die casting, treated appropriately to resist atmospheric agents and powder coated.

**MAINTENANCE** — To keep the product in good condition for a long time, we recommend a correct periodic cleaning, particularly frequent in places characterized by high humidity and marine climate. It is recommended to clean the surfaces with a soft cloth using water or neutral detergents. Prolonged and uninterrupted exposure to intense UV radiation or very cold temperatures can affect the initial characteristics of the colored aesthetic coating made of polyester. We recommend cleaning and storing products in sheltered places during prolonged periods of non-use and in winter.

**HPL** — Self-supporting material suitable for exposure to the external environment. It consists of layers of Kraft paper impregnated with phenolic resins and a decorative surface layer impregnated with thermosetting resins. These layers are pressed at 9Mp and at a temperature of 150 degrees centigrade.

**MAINTENANCE** — The HPL laminate is easy to clean and does not require any particular maintenance. Most stains can be washed with water only and dried with soft, clean cloths. For persistent stains, use a sponge and a specific laminate cleaner, or glass cleaner. Then remove the traces of these products with a dry cloth to avoid streaks or opacification. We always recommend trying any product in an inconspicuous corner. Avoid using steel scouring pads, products containing abrasive creams, washing powder and acetone.

**PLASTIC MATERIALS** — Plastic surfaces should generally be cleaned with a damp and soft cloth soaked in water, the use of dry cloths which with rubbing could electrostatically charge the plastic surface attracting dust is not recommended.

For stubborn stains, neutral liquid soap can be diluted in water in moderation. Absolutely avoid the use of acetone, trichlorethylene, ammonia, or detergents that contain even a small amount of these detergents because they can dull the

shine of the surfaces. Absolutely avoid all abrasive substances, such as powder detergents, abrasive pastes, scouring pads or rough sponges. Avoid dragging objects that can scratch the material onto surfaces. Remember also that plastic materials cannot withstand sources of direct heat on the surface, such as direct contact with pots and pans.

**WOOD** — Clean with a damp and soft cloth soaked in warm water. Always dry after cleaning. Immediately remove any liquid substances or other residues to avoid absorption. The wooden surfaces, being the same a natural material, could undergo color changes with use and over time. Remember that woods cannot withstand direct heat sources on the surface. Long-lasting exposure could alter its coloring.

## WARNINGS

Avoid the following improper uses: stand on the product, sit on the back, on the armrests, on the edge of the tables, use the product as a ladder. Do not disperse the product in the environment, but call the companies responsible for the disposal of solid urban waste for transport to landfills and recovery. The table tops in sheet metal / iron are made with a slight deviation of planarity downwards to prevent a "spring effect" from being created during use.