

Vesper 1 SW

design by Christoph Jenni

COLOS



VESPER 1 SW is the swivel base version of the Vesper 1 chair. The shell, with its contemporary design, thus becomes a multifunctional element, this time designed for the workplace. It is not hard to imagine this new version sitting comfortably in a home office or meeting room and, more generally speaking, in any setting demanding a step up in performance from the standard fixed bases.

The Vesper series has a handy accessory: the foam-padded plastic panel, upholstered in polyester fabric in a range of colours. This accessory adds the finishing touch to the seating and enhances it in both look and function,

dialling up the comfort and extending its range of applications to include such settings as waiting rooms, lounges and conference rooms.

The seat is height adjustable, so can be adjusted to suit the occupant and improve workstation ergonomics.

Available in seven colours, with a chrome-plated aluminium frame, the Vesper chair comes with a choice of fixed or swivel base, the option of armrests, and also comes in a stool version.



Christoph Jenni

Brazilian culture and Swiss training: Christoph Jenni's design combines two very different social legacies. Born in Rio de Janeiro in 1976 to Swiss immigrants, he chose to study in his parents' homeland, graduating with a degree in industrial design from the Fachhochschule Nordwestschweiz University of Applied Sciences and Arts in Aarau.

A research and innovation-oriented approach, followed by lengthy design experience in the furniture industry, has shaped what is now a highly

recognizable aesthetic.

A research and innovation-oriented approach, followed by lengthy design experience in the furniture industry, has shaped what is now a highly recognizable aesthetic.

Since 2015, Christoph Jenni has been lecturing on product design at the Lucerne Hochschule (HSLU) in Switzerland.

www.christophjenni.ch

Compositions

Sedia con scocca in polipropilene con fibra di vetro su base girevole e regolabile in altezza a 5 razze con rotelle, in alluminio lucidato su rotelle.

Non impilabile

Certifications




Dimensions



Packaging

- Quantity for package: 1
- Box sizes: **67x56x96cm**
- Package volume: **0,36 m³**
- Package weight: **20 Kg**

Polypropylene shell colours



White
NCS 0500 - N



Pale Blue
NCS 1010 - B



Sand
NCS 3010 - Y



Forest Green
NCS 5030 - G30Y



Red
NCS 1085 - Y90R



Grey
NCS 5500 - N



Black
NCS 9000 - N

Aluminium base colours



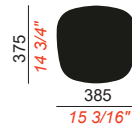
Chrome

Accessories

Padded polypropylene panel upholstered in fabric or eco leather.




Dimensions accessories



Accessories Certifications



Fidivi fabric colours



Eco-leather colours



Use and maintenance

STEEL — Iron and carbon alloy with carbon percentage lower than 2% treated to resist atmospheric agents.

MAINTENANCE — To keep the product in good condition for a long time, we recommend storing it during the winter in closed and dry places in order to avoid condensation. Before the winter season and on a quarterly basis, if the products are stored near the sea, it is recommended to clean the metal surfaces with a soft cloth using water or detergents and protect them with vaseline oil or car wax.

ALUMINUM — Aluminum alloys, particularly suitable for cold working and for die casting, treated appropriately to resist atmospheric agents and powder coated.

MAINTENANCE — To keep the product in good condition for a long time, we recommend a correct periodic cleaning, particularly frequent in places characterized by high humidity and marine climate. It is recommended to clean the surfaces with a soft cloth using water or neutral detergents. Prolonged and uninterrupted exposure to intense UV radiation or very cold temperatures can affect the initial characteristics of the colored aesthetic coating made of polyester. We recommend cleaning and storing products in sheltered places during prolonged periods of non-use and in winter.

HPL — Self-supporting material suitable for exposure to the external environment. It consists of layers of Kraft paper impregnated with phenolic resins and a decorative surface layer impregnated with thermosetting resins. These layers are pressed at 9Mp and at a temperature of 150 degrees centigrade.

MAINTENANCE — The HPL laminate is easy to clean and does not require any particular maintenance. Most stains can be washed with water only and dried with soft, clean cloths. For persistent stains, use a sponge and a specific laminate cleaner, or glass cleaner. Then remove the traces of these products with a dry cloth to avoid streaks or opacification. We always recommend trying any product in an inconspicuous corner. Avoid using steel scouring pads, products containing abrasive creams, washing powder and acetone.

PLASTIC MATERIALS — Plastic surfaces should generally be cleaned with a damp and soft cloth soaked in water, the use of dry cloths which with rubbing could electrostatically charge the plastic surface attracting dust is not recommended.

For stubborn stains, neutral liquid soap can be diluted in water in moderation. Absolutely avoid the use of acetone, trichlorethylene, ammonia, or detergents that contain even a small amount of these detergents because they can dull the

shine of the surfaces. Absolutely avoid all abrasive substances, such as powder detergents, abrasive pastes, scouring pads or rough sponges. Avoid dragging objects that can scratch the material onto surfaces. Remember also that plastic materials cannot withstand sources of direct heat on the surface, such as direct contact with pots and pans.

WOOD — Clean with a damp and soft cloth soaked in warm water. Always dry after cleaning. Immediately remove any liquid substances or other residues to avoid absorption. The wooden surfaces, being the same a natural material, could undergo color changes with use and over time. Remember that woods cannot withstand direct heat sources on the surface. Long-lasting exposure could alter its coloring.

WARNINGS

Avoid the following improper uses: stand on the product, sit on the back, on the armrests, on the edge of the tables, use the product as a ladder. Do not disperse the product in the environment, but call the companies responsible for the disposal of solid urban waste for transport to landfills and recovery. The table tops in sheet metal / iron are made with a slight deviation of planarity downwards to prevent a "spring effect" from being created during use.